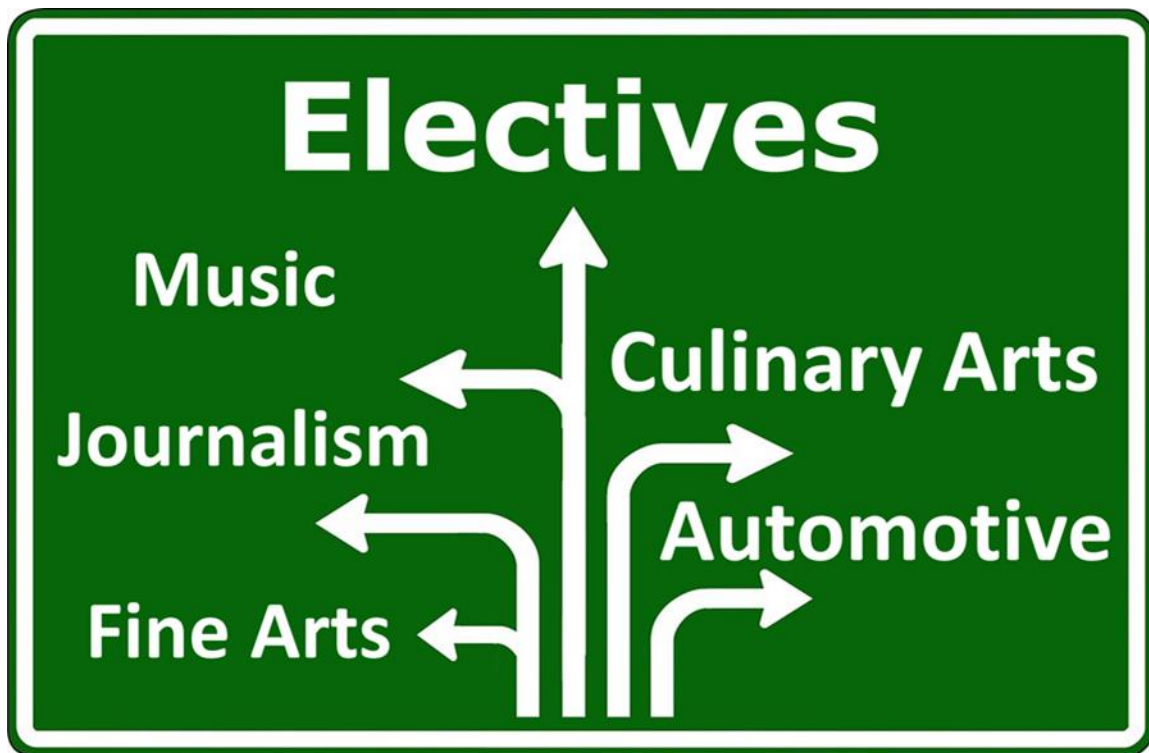


NEW MEXICO 4-H

Aggie Next Step Exploring Electives and Extracurriculars



Post Secondary Pathways



Newt McCarty, State 4-H Agent and Chelsey Juenemann, Education Specialist



New Mexico State University is an equal opportunity employer and educator.
NMSU and the U.S. Department of Agriculture cooperating.
nm4h.nmsu.edu



BE BOLD. Shape the Future.
College of Agricultural, Consumer
and Environmental Sciences
Cooperative Extension Service
Extension 4-H Youth Development



Exploring Electives & Extracurriculars

INTRODUCTION

Getting involved in school or community activities helps you build confidence, leadership, and skills that extend beyond the classroom. In this lesson, participants will explore how participation creates “good news” for their future by improving academics, relationships, and readiness for college, careers, and life.

SET UP

Review lesson materials and determine which worksheets and handouts you will use for the lesson. Print enough pre/post assessments, worksheets, and handouts for each participant.

ACTIVITY

1. Have participants complete the *Pre-assessment*.
2. Start discussion with: *Imagine starting high school and realizing you finally get to choose some of your own classes—art, robotics, culinary, agriculture, or music. Each choice is a chance to discover new interests, build skills, and shape your future.*
Ask: What elective or extracurricular activity are you most excited to try? How can the electives or activities you choose help you reach your future goals?
3. Explain that today’s lesson will help them understand how electives and extracurricular activities connect to college, careers, and personal growth—showing that every choice they make is helping them build their future.
4. Distribute the *Elective Selection Worksheet*, *Elective Example Sheet*, *How to Choose High School Electives*, and *Career Clusters and Career Pathways*.
5. Spend some time reviewing each of the handouts and worksheet, touching on a few of the tips and strategies.
6. Give participants 10 - 15 minutes to complete the *Elective Worksheet* using either the *Elective Example Sheet* or electives listed on the high school website.
7. Allow participants to share some of their top electives and why they chose them.

Supplies

- Worksheets
- Handouts
- Sticky notes
- Pens/Pencils

OUTCOMES

Students will be able to:

- **Identify** how extracurricular involvement contributes to academic and personal success.
- **Interpret** data showing the benefits of participation.
- **Reflect** on personal involvement and growth opportunities.
- **Recognize** transferable skills gained through activities.
- **Set** one goal for future engagement in school or community programs.

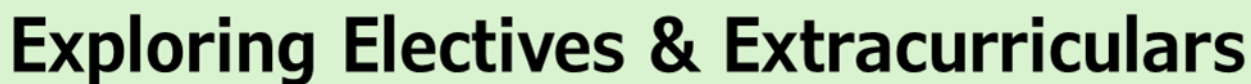


New Mexico State University is an equal opportunity/affirmative action employer and educator. NMSU and the U.S. Department of Agriculture Cooperating.

nm4h.nmsu.edu

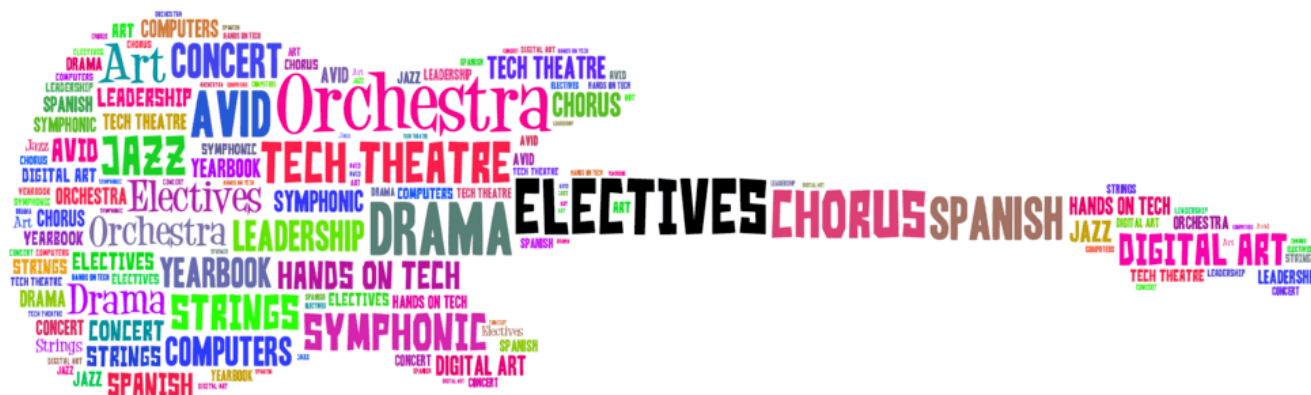


BE BOLD. Shape the Future.
College of Agricultural, Consumer
and Environmental Sciences
Cooperative Extension Service
Extension 4-H Youth Development



14. Have participants complete *Post-assessment*.

Involvement creates opportunity. Whether through clubs, sports, service, or leadership, each activity helps shape who you are becoming. By choosing to participate, you invest in your goals, your community, and your readiness for life after





Exploring Electives & Extracurriculars

RESOURCES

NM Standards:

NM PED Standards: Career and Technical Education (CTE):

CTE 1.1.1: Identify training, education, and certification requirements for one's occupational choice

CTE 1.2.1: Demonstrate knowledge and skills of language arts specific to a career pathway opportunity

CTE 2.1.4: Evaluate and use information resources to accomplish specific tasks

CTE 2.2.2: Identify the main ideas of an informational text

CTE 4.1.3 Operate internet applications to perform tasks

CTE 9.1.2 Develop a personal career plan to meet career goals and objectives

CTE 9.2.2 Demonstrate skills in evaluating and comparing employment opportunities

CTE 9.2.4 Identify and explore career opportunities in one or more career pathways to build an understanding of the opportunities available in the cluster

CTE 9.2.5 Recognize and act upon requirements for career advancement to plan for continuing education and training

CTE 9.2.6 Continue professional development to keep current on relevant trends and information within the industry

CTE 9.2.7 Examine licensing, certification, and credentialing requirements at the national, state, and local levels

Common Career Technical Core (CCTC) Standards: Career Ready Practices (CRP):

CRP-10: Plan education and career path aligned to personal goals

Optional ELA Alignment (Grades 6-12)

SL1: Participate in a range of conversations

SL2: Integrate and evaluate information presented in diverse media and formats

RI1: Read closely to determine what the text says explicitly

RI7: Integrate and evaluate content presented in diverse formats and media

Video Resources:

Engaging in Extracurricular Activities (2:46)

https://www.youtube.com/watch?v=MVHy_hbKSa4

What Extracurricular Activities Should You Do in High School? (5:51)

<https://www.youtube.com/watch?v=YrIAc3YL3E>

Choosing Courses for High School (2:36)

<https://www.youtube.com/watch?v=hCVJIV5N-t8>



New Mexico State University is an equal opportunity/affirmative action employer and educator.
NMSU and the U.S. Department of Agriculture Cooperating.

nm4h.nmsu.edu



BE BOLD. Shape the Future.
College of Agricultural, Consumer
and Environmental Sciences
Cooperative Extension Service
Extension 4-H Youth Development